

Plastic Bags Designed for you!



Our trash can liners were designed to stop a major source of waste in any facility. Just look around! Your custodians must work with liners that overflow the trash receptacles. That's why you see so much "tying off" – gathering excess plastic into knots. Those knots are waste.

Bridgeway Training Services saw the opportunity to reduce the waste in plastic. We offer many sizes of trash can liners that precisely fit today's trash receptacles.

Like the best "green" solutions, Bridgeway Training Services saves customers money. They are not paying for more liner than they possibly need, and no wasted labor in knotting the liners to fit. Being environmentally responsible is also fiscally sound!



It is important to know a little about trash can liners to help you determine which trash can liner will work best for your particular application.

Resin is the basic raw material used in manufacturing trash can liners. The two basic types of resins utilized in trash can liner manufacturing are High Density and Linear Low Density.

Linear Low Density can liners are made from high quality resins that are highly resistant to puncturing and tearing. The exceptional strength and stretch properties of Linear Low Density trash can liners make them a great option for kitchen trash that may include glass or sharp, irregularly shaped objects. Various resins that comprise Linear Low Density polyethylene include butane, hexene and metallocene.



High Density can liners are made from high molecular density resins. High Density trash can liners are great for the office, restroom, or any type of trash that does not include sharp edges. High Density trash can liners are also less expensive per unit than low density trash can liners.

Gauge is a term used in the trash can liner industry to describe the thickness of a liner. Gauge is typically stated either in mils or microns

A **mil** is a measurement based on a thousandth of an inch (.001). Linear Low Density trash can liners will range from .30 to 2.0 mils. Improved resin technologies have allowed manufacturers to produce thinner trash can liners that are much stronger than the trash can liners of the past.


A **micron** is a measurement based on one hundred thousandths of an inch (.00001). High Density trash can liners range from 6 to 24 microns.

Types of Seals

Star Seal trash bags are manufactured by folding the bottom of the trash can liner over several times and then sealing it. These trash bags will virtually eliminate leaks. They also conform better to the shape of the waste receptacle by spreading refuse around the trash can liner.



Gusset Seal trash bags are a flat style trash can liner that is manufactured with both sides



tucked in to form gussets. The outer edges of the trash bags where there are indentations is sealed

with four layers of film, while the middle are sealed with only two layers.

Flat Seal trash bags are manufactured by simply sealing the bottom edge. Trash bags made with this type of seal are somewhat leak-proof and do not compromise the length of the trash can liner.



Step 1: Determine the proper can liner for your application

Linear Low Density Trash Can Liner Advantages:

- LLDPE can liners have superior stretch properties making them highly puncture and tear resistant.
- LLDPE trash bags strength and stretch properties make them a great multi-purpose can liner.

High Density Trash Can Liner Advantages:

- HDPE trash bags are an excellent economical choice for heavy, wet trash and soft refuse.
- HDPE trash can liners have a superior vapor and moisture protections.
- HDPE trash bags have smaller, lighter cases, which lower freight, storage and warehousing costs.

Biodegradable Trash Can Liner Advantages:

- 100% Biodegradable - If not recycled, these bags will start breaking down and completely biodegrade within a few years.
- Recyclable - Biodegradable bags can be recycled just like any other HDPE and LLDPE plastic bags.

Step 2: What size trash bag do I need?

Each container should have a gallon capacity, or size printed on it.

Bag Width: To calculate the proper width of the trash can liner for your container, simply divide the circumference of your container by 2.

Square Container Circumference: Circumference = sum of all four sides added together.

Round Container Circumference: Circumference = diameter multiplied by 3.14.

Bag length: (round & square containers) add the height of the container, plus 4-5 inches for overhang.

Step 3: How much weight does the trash can liner need to hold?

To determine the strength needed for your trash can liner, estimate the average weight of a full trash can liner in your application and match it to the max load capacity listed for each liner.

Variety of Types

Lawn & Leaf Bags

Janitorial Bags

Highway Pick-Up Bags

Office Bags


Biodegradable Bags

Tall Kitchen Bags

Bio-Hazardous Bags

Packaging Bags

Custom Bags



A Bridgeway Corporation

**Bridgeway
Training Services**

Tom Colclasure

President

2323 Windish Drive
Galesburg, IL 61401


Phone: 309-344-4255

Cell: 309-368-4932

Fax: 309-344-4217

E-mail: tomc@bway.org

Website: www.bts-solutions.org



A Bridgeway Corporation

**Bridgeway
Training
Services**



Introducing our newest
product line

Trash Can Liners

Made to your specifications

309-344-4255